

STATEMENT OF APPROPRIATIONS, ALLOTMENTS, OBLIGATIONS, DISBURSEMENTS AND BALANCES  
As of the Quarter Ending March 31, 2013

Department: Department of Agriculture  
Agency/Operating Unit: Agricultural Training Institute (ATI)  
Region/Province/City: Central Office, Quezon City  
Fund: 101

Particulars	Appropriations			Allotments			Current Year Obligations					Current Year Disbursements				Balances				
	Authorized Appropriation	Adjustments	Adjusted Appropriations	Allotments Received	Transfer To	Transfer From	Adjusted Total Allotments	1st Quarter ending March 31	2nd Quarter ending June 30	3rd Quarter ending Sept	4th Quarter ending Dec	Total	1st Quarter ending March 31	2nd Quarter ending June 30	3rd Quarter ending Sept	4th Quarter ending Dec	Total	Unreleased Appropriation	Unobligated Allotment	Unpaid Obligations
1	2	3	(2+3)=4	5	6	7	8 = (5-6+7)	9	10	11	12	13 = (9+10+11+12)	14	15	16	17	18 = (14+15+16+17)	19 = (4-8)	20 = (8-13)	21 = (13-18)
<b>I. CURRENT YEAR BUDGET/APPROPRIATIONS</b>																				
<b>A. AGENCY SPECIFIC BUDGET</b>																				
Personnel Services	187,285,000		187,285,000	187,285,000			187,285,000	54,209,576				54,209,576	40,898,928				40,898,928	-	133,075,424	13,310,646
Maintenance & Other Operating Expenses	460,183,000	27,672,500	487,855,500	460,183,000		27,672,500	487,855,500	117,643,581				117,643,581	55,004,766				55,004,766	-	370,211,939	62,638,795
Financial Expenses																				
Capital Outlays	31,850,000		31,850,000	31,850,000			31,850,000	17,866,603				17,866,603							13,983,397	17,866,603
<b>B. SPECIAL PURPOSE FUNDS</b>																				
<b>Miscellaneous Personnel Benefits Fund</b>																				
Personnel Services																				
Pension and Gratuity Fund / Retirement Benefits Fund																				
Personnel Services	813,729		813,729	813,729			813,729	111,384				111,384	111,384				111,384	-	702,345	0
Priority Development Assistance Fund																				
Maintenance & Other Operating Expenses																				
Others (please specify)																				
<b>C. AUTOMATIC APPROPRIATIONS</b>																				
<b>Retirement and Life Insurance Premium</b>																				
Personnel Services	17,701,000		17,701,000	17,701,000			17,701,000	4,197,260				4,197,260	4,197,260				4,197,260	-	13,503,740	0
Customs Duties and Taxes																				
Maintenance & Other Operating Expenses																				
Others (please specify)																				
<b>TOTAL CURRENT YEAR BUDGET / APPROPRIATIONS</b>	<b>697,632,729</b>	<b>27,672,500</b>	<b>725,505,229</b>	<b>697,632,729</b>		<b>27,672,500</b>	<b>725,505,229</b>	<b>184,028,364</b>				<b>184,028,364</b>	<b>100,212,338</b>				<b>100,212,338</b>		<b>531,476,885</b>	<b>93,616,046</b>
<b>II. PRIOR YEAR'S BUDGET/ CONTINUING APPROPRIATIONS</b>																				
<b>D. UNRELEASED APPROPRIATION</b>																				
<b>A. AGENCY SPECIFIC BUDGET</b>																				
Personnel Services																				
Maintenance & Other Operating Expenses																				
Financial Expenses																				
Capital Outlays																				
<b>B. SPECIAL PURPOSE FUNDS</b>																				
<b>Family Fund</b>																				
Maintenance & Other Operating Expenses																				
Capital Outlays																				
Priority Development Assistance Fund																				
Maintenance & Other Operating Expenses																				
<b>E. UNOBLIGATED ALLOTMENT</b>																				
Personnel Services (under CFAO)							28,971,629	9,451,555				9,451,555	1,333,121				1,333,121		19,520,073	8,118,434
Maintenance & Other Operating Expenses							28,800,500	17,205,000				17,205,000							11,595,500	17,205,000
Capital Outlays																				
<b>TOTAL PRIOR YEAR'S BUDGET/ CONT. APPROPRIATIONS</b>				<b>57,772,129</b>			<b>57,772,129</b>	<b>26,746,855</b>				<b>26,746,855</b>	<b>1,333,121</b>				<b>1,333,121</b>		<b>31,115,573</b>	<b>25,413,434</b>
<b>GRAND TOTAL</b>	<b>697,632,729</b>	<b>27,672,500</b>	<b>725,505,229</b>	<b>755,404,858</b>		<b>27,672,500</b>	<b>783,277,358</b>	<b>220,774,940</b>				<b>220,774,940</b>	<b>101,545,459</b>				<b>101,545,459</b>		<b>562,592,410</b>	<b>119,229,480</b>

Certified Correct:

MARLENE C. PINTAC  
OIC, Budget Section  
Date: \_\_\_\_\_



JOYMARIE M. ESTONILLO  
OIC, Accounting Section  
Date: \_\_\_\_\_

*Handled by  
DMM 5/3/13*

Approved By:

ASTERIO P. SALIOT, PhD., CESO III  
Director  
Date: \_\_\_\_\_

GOVT. ACCOUNTANCY SECTOR


RECEIVED BY: E. Quila  
DATE RECEIVED: 5/3/13

**List of Agency Budget Matrix/Special Allotment Release Orders / Sub-Allotment Release Orders  
As of March 31, 2013**

**Department:** Department of Agriculture  
**Agency/OJ:** Agricultural Training Institute (ATI)  
**Region/Province/City:** Central Office Quezon City  
**Fund:** 101

No.	ABM/SARO/Sub-ARO No.	Date of ABM SARO/Sub-ARO	Fund Source Reg/SPF/etc.	Allotments				Sub-Allotment to Regions/Operating Units				Total Allotments
				PS	MOOE	CO	Total	PS	MOOE	CO	Total	
1	2	3	4	5	6	7	8=(5+6+7)	9	10	11	12=(9+10+11)	13=(8-12)
<b>A. Allotments received from DBM</b>												
1	ABM-BMB-E-13-0003378	8-Jan-13	Current Year GAA- Agency Specific Budget	187,285,000	460,183,000	31,850,000	679,318,000	81,260,903	112,892,985	4,939,715	199,093,603	480,224,397
2	ABM-BMB-E-13-0003380	8-Jan-13	Current Year GAA- Automatic Appropriation	17,701,000			17,701,000	3,467,343			3,467,343	14,233,657
3	SARO-BMB-E-13-0001743	26-Feb-13	Pension & Gratuity GAA RA 10352	111,385			111,385				-	111,385
4	SARO-BMB-E-13-0002833	15-Mar-13	Pension & Gratuity GAA RA 10353	702,344			702,344				-	702,344
5												
6												
7												
	<b>Sub-total</b>			<b>205,799,729</b>	<b>460,183,000</b>	<b>31,850,000</b>	<b>697,832,729</b>	<b>84,728,246</b>	<b>112,892,985</b>	<b>4,939,715</b>	<b>202,560,946</b>	<b>495,271,783</b>
<b>B. Sub-allotments received from</b>												
<b>Central Office/Regional Office</b>												
1	ASA No. 101-2013-031	7-Feb-13	ABM-BMB-E-13-0003395		1,200,000		1,200,000				-	1,200,000
2	ASA No. 101-2013-033	7-Feb-13	ABM-BMB-E-13-0003395		4,000,000		4,000,000		1,500,000		1,500,000	2,500,000
3	ASA No. 101-2013-041	8-Feb-13	ABM-BMB-E-13-0003395		6,750,000		6,750,000				-	6,750,000
4	ASA No. 101-2013-042	8-Feb-13	ABM-BMB-E-13-0003395		10,238,000		10,238,000		5,738,000		5,738,000	4,500,000
5	ASA No. 101-2013-078	22-Feb-13	ABM-BMB-E-13-0003395		484,500		484,500		434,500		434,500	50,000
6	ASA No. 101-2013-146	15-Mar-13	ABM-BMB-E-13-0003395		5,000,000		5,000,000				-	5,000,000
8												
9												
10												
	<b>Sub-Total</b>				<b>27,672,500</b>		<b>27,672,500</b>		<b>7,672,500</b>		<b>7,672,500</b>	<b>20,000,000</b>
	<b>Total Allotments</b>			<b>205,799,729</b>	<b>487,855,500</b>	<b>31,850,000</b>	<b>725,505,229</b>	<b>84,728,246</b>	<b>120,565,485</b>	<b>4,939,715</b>	<b>210,233,446</b>	<b>514,271,783</b>

Certified Correct:

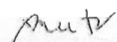
  
MARLENE Q. PINTAC  
OIC, Budget Section


STATEMENT OF APPROPRIATIONS, ALLOTMENTS, OBLIGATIONS, DISBURSEMENTS AND BALANCES  
As of the Quarter Ending March 31, 2013

Department: Department of Agriculture  
Agency/Operating Unit : Agricultural Training Institute (ATI)  
Region/Province/City: Central Office, Quezon City  
Fund: 102

Particulars	Appropriations			Allotments			Current Year Obligations					Current Year Disbursements					Balances			
	Authorized Appropriation	Adjustments	Adjusted Appropriations	Allotments Received	Transfer To	Transfer From	Adjusted Total Allotments	1st Quarter ending March 31	2nd Quarter ending June 30	3rd Quarter ending Sept	4th Quarter ending	Total	1st Quarter ending March 31	2nd Quarter ending June 30	3rd Quarter ending Sept. 30	4th Quarter ending Dec. 31	Total	Unreleased Appropriation	Unobligated Allotment	Unpaid Obligations
1	2	3	(2+3)=4	5	6	7	8 = (5-6+7)	9	10	11	12	13= (9+10+11+12)	14	15	16	17	(14+15+16+17)	18= (4-8)	20= (8-13)	21= (13-18)
<b>I. CURRENT YEAR BUDGET/APPROPRIATIONS</b>																				
<b>A. AGENCY SPECIFIC BUDGET</b>																				
Personnel Services	-	-	-	-	-	-	-	-	-	-	-	-	-	-	-	-	-	-	-	-
Maintenance & Other Operating Expenses	83,513,000	-	83,513,000	-	-	-	-	-	-	-	-	-	-	-	-	-	-	83,513,000	-	-
Financial Expenses	-	-	-	-	-	-	-	-	-	-	-	-	-	-	-	-	-	-	-	-
Capital Outlays	900,000	-	900,000	-	-	-	-	-	-	-	-	-	-	-	-	-	-	900,000	-	-
<b>B. SPECIAL PURPOSE FUNDS</b>																				
<b>Miscellaneous Personnel Benefits Fund</b>																				
Personnel Services	-	-	-	-	-	-	-	-	-	-	-	-	-	-	-	-	-	-	-	-
Pension and Gratuity Fund / Retirement Benefits Fund	-	-	-	-	-	-	-	-	-	-	-	-	-	-	-	-	-	-	-	-
Personnel Services	-	-	-	-	-	-	-	-	-	-	-	-	-	-	-	-	-	-	-	-
Priority Development Assistance Fund	-	-	-	-	-	-	-	-	-	-	-	-	-	-	-	-	-	-	-	-
Maintenance & Other Operating Expenses	-	-	-	-	-	-	-	-	-	-	-	-	-	-	-	-	-	-	-	-
Others (please specify)	-	-	-	-	-	-	-	-	-	-	-	-	-	-	-	-	-	-	-	-
<b>C. AUTOMATIC APPROPRIATIONS</b>																				
<b>Retirement and Life Insurance Premium</b>																				
Personnel Services	-	-	-	-	-	-	-	-	-	-	-	-	-	-	-	-	-	-	-	-
Customs Duties and Taxes	-	-	-	-	-	-	-	-	-	-	-	-	-	-	-	-	-	-	-	-
Maintenance & Other Operating Expenses	-	-	-	-	-	-	-	-	-	-	-	-	-	-	-	-	-	-	-	-
Others (please specify)	-	-	-	-	-	-	-	-	-	-	-	-	-	-	-	-	-	-	-	-
<b>TOTAL CURRENT YEAR BUDGET /APPROPRIATIONS</b>	<b>84,413,000</b>	<b>-</b>	<b>84,413,000</b>	<b>-</b>	<b>-</b>	<b>-</b>	<b>-</b>	<b>-</b>	<b>-</b>	<b>-</b>	<b>-</b>	<b>-</b>	<b>-</b>	<b>-</b>	<b>-</b>	<b>-</b>	<b>-</b>	<b>84,413,000</b>	<b>-</b>	<b>-</b>
<b>II. PRIOR YEAR'S BUDGET/ CONTINUING APPROPRIATIONS</b>																				
<b>D. UNRELEASED APPROPRIATION</b>																				
<b>A. AGENCY SPECIFIC BUDGET</b>																				
Personnel Services	-	-	-	-	-	-	-	-	-	-	-	-	-	-	-	-	-	-	-	-
Maintenance & Other Operating Expenses	-	-	-	-	-	-	-	-	-	-	-	-	-	-	-	-	-	-	-	-
Financial Expenses	-	-	-	-	-	-	-	-	-	-	-	-	-	-	-	-	-	-	-	-
Capital Outlays	-	-	-	-	-	-	-	-	-	-	-	-	-	-	-	-	-	-	-	-
<b>E. SPECIAL PURPOSE FUNDS</b>																				
<b>Family Fund</b>																				
Maintenance & Other Operating Expenses	-	-	-	-	-	-	-	-	-	-	-	-	-	-	-	-	-	-	-	-
Capital Outlays	-	-	-	-	-	-	-	-	-	-	-	-	-	-	-	-	-	-	-	-
Priority Development Assistance Fund	-	-	-	-	-	-	-	-	-	-	-	-	-	-	-	-	-	-	-	-
Maintenance & Other Operating Expenses	-	-	-	-	-	-	-	-	-	-	-	-	-	-	-	-	-	-	-	-
<b>F. UNOBLIGATED ALLOTMENT</b>																				
Personnel Services (under CFAG)	-	-	-	-	-	-	-	-	-	-	-	-	-	-	-	-	-	-	-	-
Maintenance & Other Operating Expenses	-	-	-	-	-	-	-	-	-	-	-	-	-	-	-	-	-	-	-	-
Capital Outlays	-	-	-	-	-	-	-	-	-	-	-	-	-	-	-	-	-	-	-	-
<b>TOTAL PRIOR YEAR'S BUDGET/ CONT. APPROPRIATIONS</b>	<b>-</b>	<b>-</b>	<b>-</b>	<b>-</b>	<b>-</b>	<b>-</b>	<b>-</b>	<b>-</b>	<b>-</b>	<b>-</b>	<b>-</b>	<b>-</b>	<b>-</b>	<b>-</b>	<b>-</b>	<b>-</b>	<b>-</b>	<b>-</b>	<b>-</b>	<b>-</b>
<b>GRAND TOTAL</b>	<b>84,413,000</b>	<b>-</b>	<b>84,413,000</b>	<b>-</b>	<b>-</b>	<b>-</b>	<b>-</b>	<b>-</b>	<b>-</b>	<b>-</b>	<b>-</b>	<b>-</b>	<b>-</b>	<b>-</b>	<b>-</b>	<b>-</b>	<b>-</b>	<b>84,413,000</b>	<b>-</b>	<b>-</b>

Certified Correct:  
  
MARLENE Q. PINTAC  
OIC, Budget Section  
Date:

  
JOYMARIE M. ESTONILO  
OIC, Accounting Section  
Date:

Approved By:  
  
ASTERIO P. SALIOY, Phd., CESO III  
Director  
Date:

**List of Agency Budget Matrix/Special Allotment Release Orders / Sub-Allotment Release Orders**  
As of March 31, 2013

Department: Department of Agriculture  
Agency/OU: Agricultural Training Institute (ATI)  
Region/Province/City: Central Office Quezon City  
Fund: 102

No.	ABM/SARO/Sub-ARO No.	Date of ABM SARO/Sub-ARO	Fund Source Reg/SPF/etc.	Allotments				Sub-Allotment to Regions/Operating Units				Total Allotments
				PS	MOOE	CO	Total	PS	MOOE	CO	Total	
1	2	3	4	5	6	7	8=(5+6+7)	9	10	11	12=(9+10+11)	13=(8-12)
<b>A. Allotments received from DBM</b>												
1	ABM-BMB-E-13-0003379	8-Jan-13	Current Year GAA- Agency Specific Budget	-	83,513,000	900,000	84,413,000					84,413,000
3												
4												
5												
6												
7												
	<b>Sub-total</b>			-	83,513,000	900,000	84,413,000	-	-	-	-	84,413,000
<b>B. Sub-allotments received from Central Office/Regional Office</b>												
1												
2												
3												
4												
5												
6												
7												
8												
9												
10												
	<b>Sub-Total</b>			-	-	-	-	-	-	-	-	-
	<b>Total Allotments</b>			-	83,513,000	900,000	84,413,000	-	-	-	-	84,413,000

Certified Correct:

  
MARLENE O. PINTAC  
OIC, Budget Section